

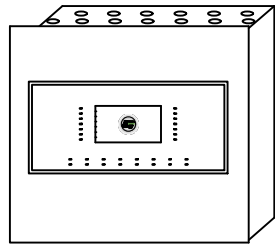
IT

- collegare la schermatura a terra in un solo punto (in centrale)
- la schermatura deve essere continua su tutto il cavo
- i conduttori devono essere isolati dalla schermatura

EN

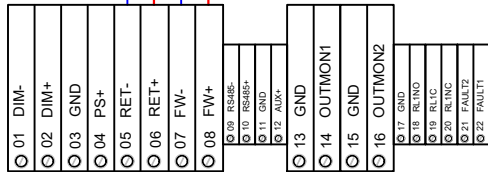
- connect the shielding to the ground at one point only (at the control panel)
- the shielding must be continuous on the entire cable
- the conductors must be isolated from the shielding

OPTICAL LED CONNECTION COLLEGAMENTO RIPETITORE OTTICO



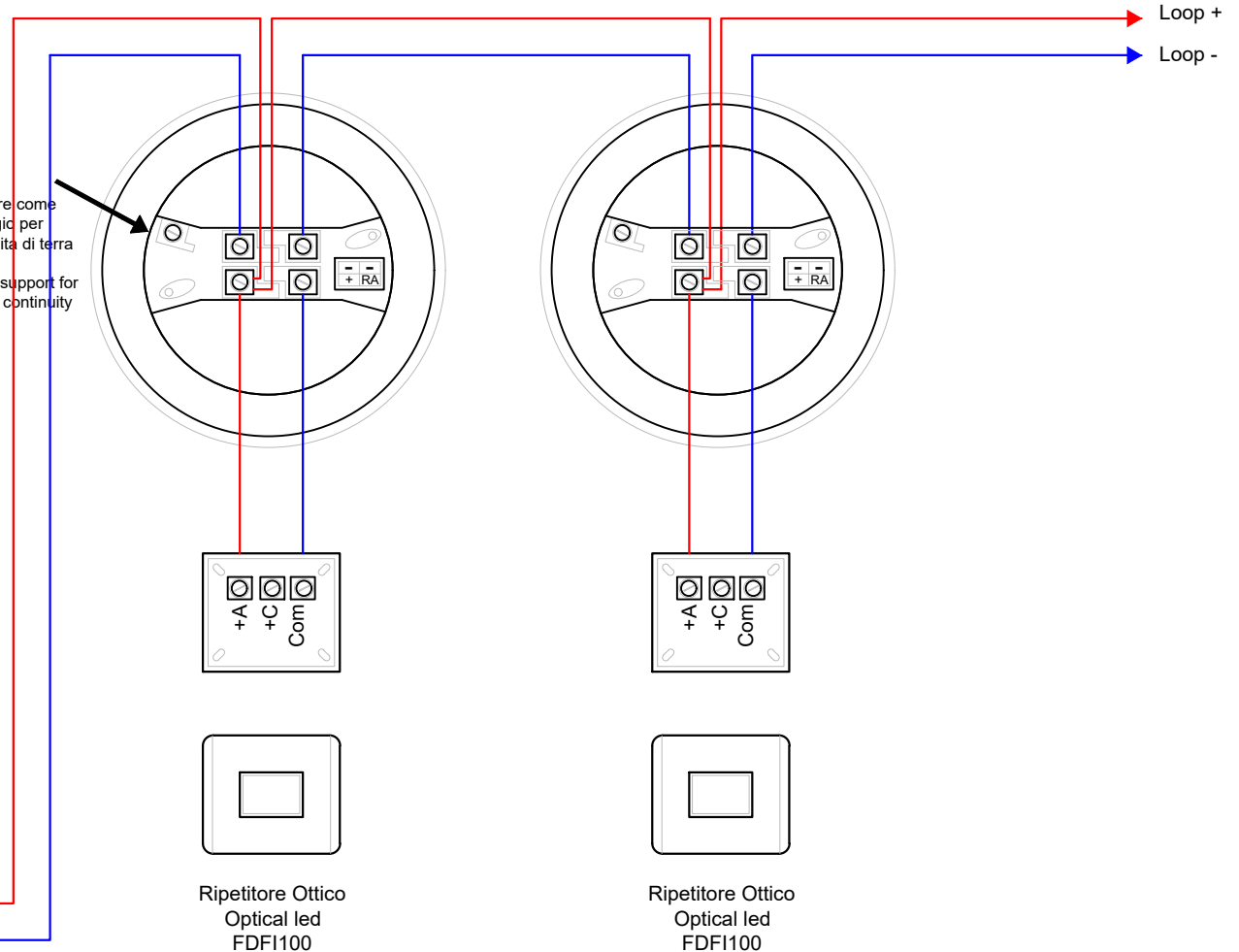
twisted and shielded cable with two wires
cavo twistato e schermato a due conduttori
LSZH GR4 EN50200 CEI20-36/20-37

da dispositivi su loop
from other devices on loop



CONNECTOR on CARD TD595
CONNETTORE su SCHEDA TD595

utilizzare come appoggio per continuità di terra
use as support for ground continuity



Distances with detectors, modules I/O or call points (max 240 for loop)

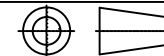
- 1250 mt. 2x0,5 mmq
- 1850 mt. 2x0,75 mmq
- 2500 mt. 2x1 mmq
- 3500 mt. 2x1,5 mmq
- 5000 mt. 2x2,5 mmq

For addressable sounder or wireless receivers the distance depends on the quantity of devices.

Distanze con sensori, moduli I/O o pulsanti (max 240 per loop)

- 1250 mt. 2x0,5 mmq
- 1850 mt. 2x0,75 mmq
- 2500 mt. 2x1 mmq
- 3500 mt. 2x1,5 mmq
- 5000 mt. 2x2,5 mmq

Per sirene indirizzate o ricevitori via radio la distanza viene dimensionata in funzione del numero di dispositivi.



MOD. MINIONE

mod. FDF1100

N°028

FAMILY: FIRE SYSTEM



TELEDATA®

20132 MILANO - Via Giuliotti, 8

Tel. +39 02-2592795 +39 02-27201352 Fax +39 02-2593704

TYPE: OPTICAL LED CONNECTION